

QAPonline Help File

This help file has been created to assist you in accessing QAP online and developing the initial relationships.

About QAPonline

QAPonline is a database driven web site. All information is delivered as part of a data structure. The design concepts are outlined below to help to visualize the process required to get started. Essentially to do anything in QAPonline, you will need to select a scheme of interest, enroll in the scheme and then access the various installments that comprise a scheme. Scheme for quality assurance or education and future training schemes will all operate in the same manner.

The site is highly interactive – you display a question and you answer then question. Depending on the type of question, you can usually access the reply pages for the question to determine how your answer compares with other participants.

QAPonline has been developed around the concept that your participation is part of a subscription your company has paid for. As such your activity is part of the company quality activities and your replies can be viewed as part of the companies responses or as part of the wider community of QAPonline participants.

Essentially, you will need to register yourself before any other function.

If you are the primary member of a group, you can create an instance of your company with you as the QAP Supervisor. When you do this a unique clinic code is created that will allow others to join your QAP group.

If you wish to be part of a QAP group, then you will need to obtain the clinic code from your supervisor.

When you have joined a QAP group, you will have access to all the schemes your company has subscribed to. You will need to enroll in each scheme one at a time, nominating your particular skill level in each scheme.

Within each QAP group, there is the potential to create an instance of one or more laboratories that comprise the group. You have the potential to align yourself to one laboratory on joining the group.

Each member of a QAP group can be identified to ensure openness among staff members and there are no unidentified members.

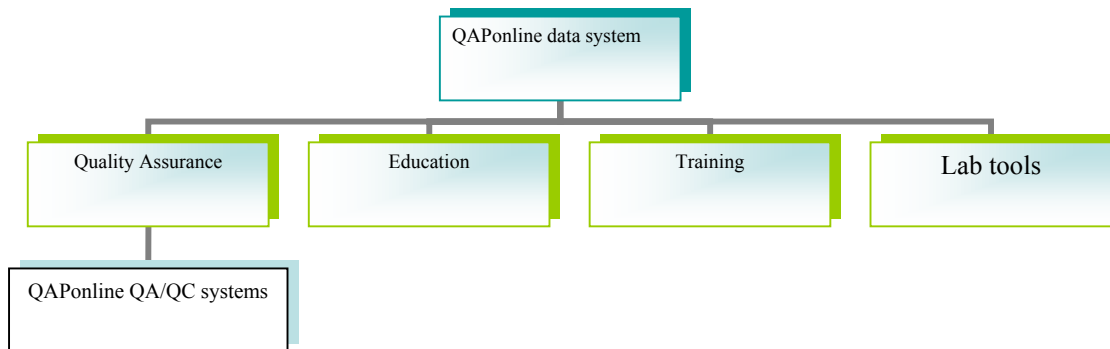
You can then access each installment in each scheme and complete each quiz in each installment in each scheme.

Every reply will be logged to your subscriber number, your QAP group and your laboratory. In this way, QAPonline has the potential to deliver QA/QC data on each laboratory performance.

HelpFile1.doc		Approved by J Stanger
Created by J Stanger on 1/9/2004	Modified 28/9/2004	Version 1.3

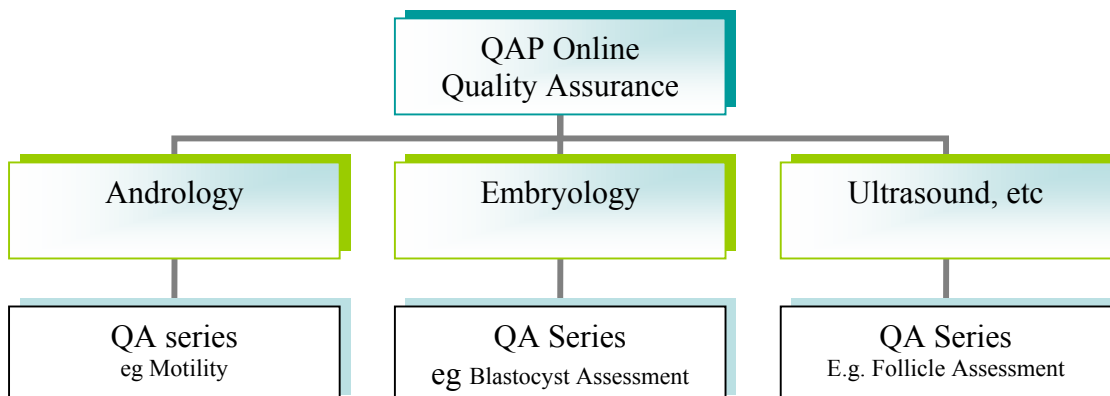
Design Concepts with QAPonline

The central design concept is that all information is accessed via enrollment in a Quality scheme. The vertical design structure is outlined below



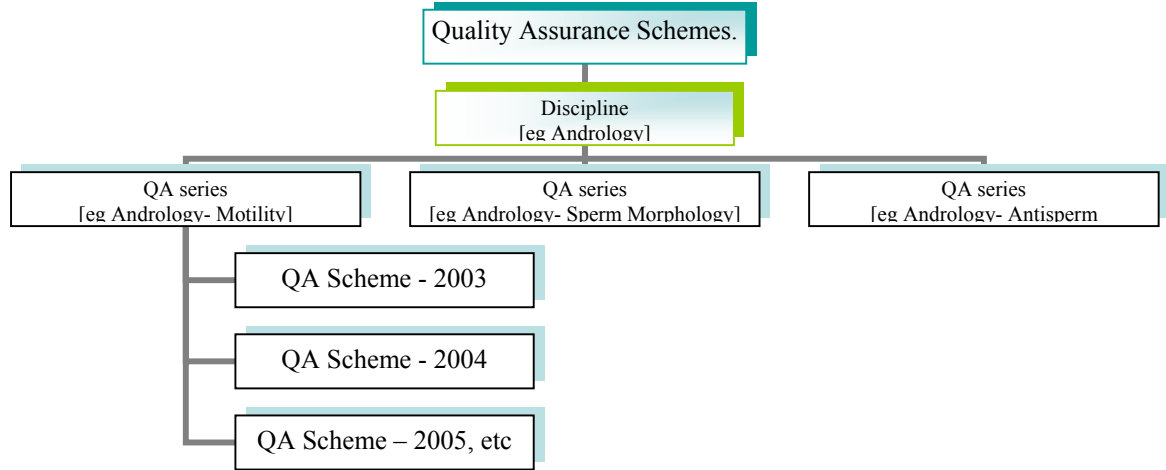
Only Quality Assurance systems have been developed to date. However, the system has been designed for both education and training schemes to be added when developed. Lab tools are also in the development phase but a number of tools to assist with laboratory accreditation are planned over the next few years.

QA Disciplines ->QA Series.



The QAPonline section has been developed around a modular system of QA Disciplines including Andrology, Embryology and Ultrasound, etc. Within each discipline are a number of QA series e.g. Andrology – motility, morphology, Embryology – fragmentation, pronuclear scoring, early and late embryo assessment.

Disciplines-Series->Scheme

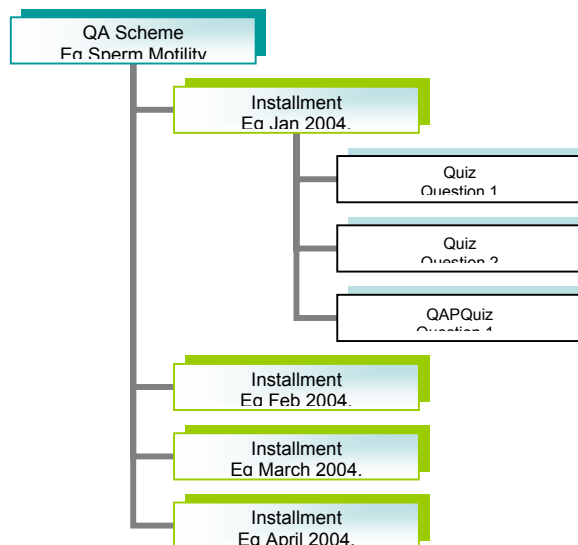



Each discipline contains a number of QA series each containing a number of Quality Assurance schemes that are repeated annually. The QA Scheme is the unit of subscription and each participant needs to enroll in the relevant schemes (see below).

Scheme->Installments->Quiz

Essentially each scheme runs for a calendar year and contains a number of installments each month. Each installment contains a number of quizzes that are comprised of an image or text or other object, quiz information and a number of questions. Each installment is considered a QAP episode but only those with a QAP question are processed for QA activities.

The structure of a QA scheme is as follows.



In most schemes, one question labeled with a  icon is called the QAP questions, is usually numeric and is the key question of the QA series/scheme.

Other questions may be

- Numeric
- Multiple choice
- True/false
- Free text reply
- Measurement based
- Calculated.

QAPonline handles each type of question in a different way. Where appropriate, QAPonline will convert questions to a numeric summary e.g. measurement questions (e.g. in ultrasound QA schemes, the measurement is converted to a numeric reply or true/false summaries the replies in a quiz to a score answer). Multiple choice questions are usually summaries as the % of other replies selecting the same option as submitted. Numeric questions usually are summaries as the mean and SD of all replies and your reply is reflected as the number of SD units from the mean.

FertAid	QAPonline Help File	FertAid Pty Ltd PO Box 244 The Junction NSW 2291 Australia T:61-2-49-631226 F:61-2-49631228 office@fertaid.com www.fertaid.com
----------------	----------------------------	---

HelpFile1.doc		Approved by J Stanger
Created by J Stanger on 1/9/2004	Modified 28/9/2004	Version 1.3